

1. PERFORMANCE

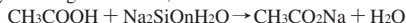
- 1) Measuring range : 1-50 ppm
- Number of pump strokes : 1 (100ml)
- 2) Sampling time : 1.5 minutes/1 pump stroke
- 3) Detectable limit : 0.2 ppm
- 4) Shelf life : 3 years
- 5) Operating temperature : 0 ~ 40 °C
- 6) Temperature compensation : Necessary (See "TEMPERATURE CORRECTION TABLE")
- 7) Reading : Direct reading from the scale calibrated by 1 pump stroke
- 8) Colour change : Pale pink → Yellow

2. RELATIVE STANDARD DEVIATION

RSD-low : 15% RSD-mid. : 10% RSD-high : 10%

3. CHEMICAL REACTION

By reacting with alkali, PH indicator is discoloured.



4. CALIBRATION OF THE TUBE

DIFFUSION TUBE METHOD

5. INTERFERENCE AND CROSS SENSITIVITY

Substance	ppm	Interference	ppm	Coexistence
Sulphur dioxide		Similar stain is produced.	$1/20 \times$ Acetic acid	Higher readings are given.
Nitrogen dioxide	300	∕	10	Unclear stain is produced.
Hydrogen chloride FIG.1		Pink stain is produced.	$2 \times$ Acetic acid	Higher readings are given.
Chlorine FIG.2		Yellow stain is produced.	5	∕

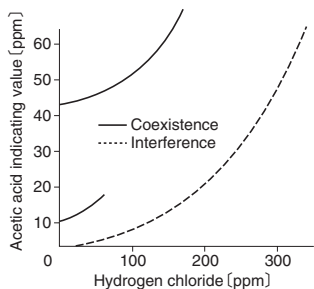


FIG.1 Influence of Hydrogen chloride

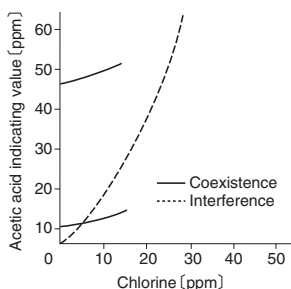


FIG.2 Influence of Chlorine

TEMPERATURE CORRECTION TABLE

Tube Readings (ppm)	Corrected Concentration (ppm)				
	0 °C (32 °F)	10 °C (50 °F)	20 °C (68 °F)	30 °C (86 °F)	40 °C (104 °F)
50	63	57	50	45	40
40	50	45	40	36	31
30	37	33	30	27	23
20	24	22	20	18	16
10	12	11	10	9	8
5	6	6	5	5	4
3	4	4	3	3	2
1	1	1	1	1	1