

1. PERFORMANCE

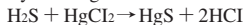
- | | | | |
|--------------------------|---|-----------|------------|
| 1) Measuring range | : 2-40 ppm | 1-20 ppm | 0.5-10 ppm |
| Number of pump strokes | 1/2 (50mℓ) | 1 (100mℓ) | 2 (200mℓ) |
| 2) Sampling time | : 1 minute/1 pump stroke | | |
| 3) Detectable limit | : 0.2 ppm (200mℓ) | | |
| 4) Shelf life | : 2 years | | |
| 5) Operating temperature | : 0 ~ 40 °C | | |
| 6) Reading | : Direct reading from the scale calibrated by 1 pump stroke | | |
| 7) Colour change | : Yellow → Pink | | |

2. RELATIVE STANDARD DEVIATION

RSD-low : 10% RSD-mid. : 5% RSD-high : 5%

3. CHEMICAL REACTION

By reacting with mercuric chloride, Hydrogen chloride is produced and PH indicator is discoloured.



4. CALIBRATION OF THE TUBE

PERMEATION TUBE METHOD

5. INTERFERENCE AND CROSS SENSITIVITY

Substance	Interference	Coexistence
Phosphine	Similar stain is produced.	Higher readings are given.
Mercaptans	∕	∕
Arsine	∕	Higher readings are given.
Hydrogen selenide	∕	∕
Hydrogen cyanide	∕	∕
Nitrogen dioxide	The accuracy of readings is not affected.	Lower readings are given.
Ammonia	Pale brown stain is produced.	∕
Sulphur dioxide	∕	If the maximum end point of the pink stain is discernable, the accuracy of readings is not affected.

(NOTE)

In case of 1/2 and 2 pump strokes, the following equation is available for the actual concentration.

1/2 pump strokes : Actual concentration = Reading value × 2

2 pump strokes : Actual concentration = Reading value ÷ 2

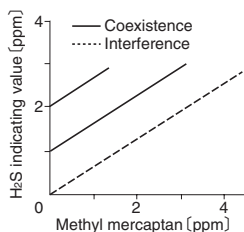


FIG.1 Influence of Methyl mercaptan

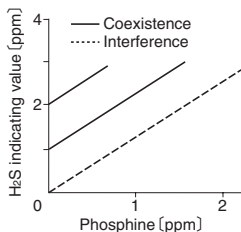


FIG.2 Influence of Phosphine